

Ace

WALLSAVER RECLINER

Effective: August 1, 2022

T R I N I T Y

Date:

Page:

Modification:

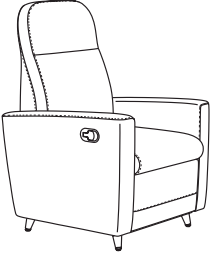
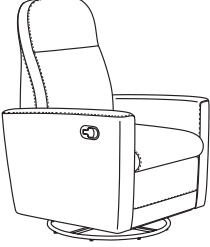

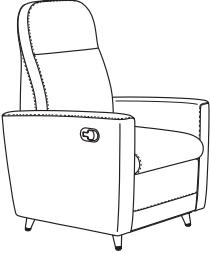
Description:

DESCRIPTION:

- Upholstery Frames: Steel, Plywood & Hardwood
- Removable Seat: High Density Polyurethane Foam Over Sheet Webbing
- Back: High Density Polyurethane Foam Over Contoured Curved Plywood Back
- Upholstered Covers On Seat & Back: Attached w/ Velcro / Removable For Maintenance
- Antimicrobial Moisture Barrier Fully Encapsulates All Foam Areas On Seat & Back
- Double Needle Stitching Standard
- Leather Upholstery Available
- 10 Year Warranty

OPTIONS:

- SSAC Solid Surface Arm Caps (Set Of 2) \$702
 - VAC Vinyl Arm Caps (Set Of 2) \$297
 - PP Power Port \$243
 - PDM Power/Data Module \$836
 - HM Heat & Massage (Back Only) \$918
 - H Heat \$810
 - NRS Non-Removable Seat \$54
- Feather Down & Polyester Pillows Available (See Page 5)
Specify Exposed Wood Finish (See Page 6)


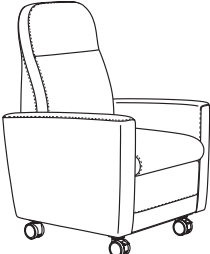
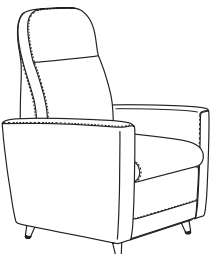
| WALLSAVER | | ITEM #: | SPECIFICATIONS GRADES LIST PRICES: | | | | | | | | | | | | | |
|---|--------|---|--|----------------------------------|------|------|------------------|------|------|-----------------------|------|------|------|------|------|--|
|  <p>Healthcare Motion</p> | 1055-A | WALLSAVER RECLINER / TAPERED WOODEN LEGS / FULLY UPHOLSTERED | | <i>Overall: 29"w 33"d 46.5"h</i> | | | <i>Arm: 27"h</i> | | | <i>COM: 5.5 yds.</i> | | | | | | |
| | | | | <i>Seat: 21"w 21.5"d 19.5"h</i> | | | <i>Weight:</i> | | | <i>COL: 99 sq.ft.</i> | | | | | | |
| | | COM | COL | 1 | 2 | 3 | 4 | 5 | 6 | 7 | 8 | 9 | 10 | L1 | L2 | |
| | | 2198 | 2418 | 2325 | 2449 | 2572 | 2696 | 2819 | 2943 | 3066 | 3190 | 3313 | 3436 | 3585 | 4030 | |
| <i>Tight Seat & Back / Removable Seat & Back Upholstery / 7" Wall Proximity / 350 lb. Weight Capacity</i> | | | | | | | | | | | | | | | | |
|  <p>Healthcare Motion</p> | 1055-B | WALLSAVER RECLINER / 360° SWIVEL BASE / FULLY UPHOLSTERED | | <i>Overall: 29"w 33"d 46.5"h</i> | | | <i>Arm: 27"h</i> | | | <i>COM: 5.5 yds.</i> | | | | | | |
| | | | | <i>Seat: 21"w 21.5"d 18"h</i> | | | <i>Weight:</i> | | | <i>COL: 99 sq.ft.</i> | | | | | | |
| | | COM | COL | 1 | 2 | 3 | 4 | 5 | 6 | 7 | 8 | 9 | 10 | L1 | L2 | |
| | | 2258 | 2484 | 2382 | 2506 | 2629 | 2752 | 2876 | 2999 | 3123 | 3246 | 3370 | 3493 | 3642 | 4086 | |
| <i>Tight Seat & Back / Removable Seat & Back Upholstery / 7" Wall Proximity / 350 lb. Weight Capacity</i> | | | | | | | | | | | | | | | | |
|  <p>Healthcare Motion</p> | 1055-C | WALLSAVER RECLINER / CASTERS / FULLY UPHOLSTERED | | <i>Overall: 29"w 33"d 46.5"h</i> | | | <i>Arm: 27"h</i> | | | <i>COM: 5.5 yds.</i> | | | | | | |
| | | | | <i>Seat: 21"w 21.5"d 19.5"h</i> | | | <i>Weight:</i> | | | <i>COL: 99 sq.ft.</i> | | | | | | |
| | | COM | COL | 1 | 2 | 3 | 4 | 5 | 6 | 7 | 8 | 9 | 10 | L1 | L2 | |
| | | 2163 | 2380 | 2292 | 2416 | 2539 | 2663 | 2786 | 2910 | 3033 | 3156 | 3280 | 3403 | 3552 | 3996 | |
| <i>Tight Seat & Back / Removable Seat & Back Upholstery / 7" Wall Proximity / 350 lb. Weight Capacity</i> | | | | | | | | | | | | | | | | |
|  <p>Healthcare Motion</p> | 1055-D | WALLSAVER RECLINER / TAPERED BRUSHED ALUMINUM LEGS / FULLY UPHOLSTERED | | <i>Overall: 29"w 33"d 46.5"h</i> | | | <i>Arm: 27"h</i> | | | <i>COM: 5.5 yds.</i> | | | | | | |
| | | | | <i>Seat: 21"w 21.5"d 19.5"h</i> | | | <i>Weight:</i> | | | <i>COL: 99 sq.ft.</i> | | | | | | |
| | | COM | COL | 1 | 2 | 3 | 4 | 5 | 6 | 7 | 8 | 9 | 10 | L1 | L2 | |
| | | 2330 | 2563 | 2449 | 2573 | 2696 | 2820 | 2943 | 3067 | 3190 | 3314 | 3437 | 3560 | 3709 | 4153 | |
| <i>Tight Seat & Back / Removable Seat & Back Upholstery / 7" Wall Proximity / 350 lb. Weight Capacity</i> | | | | | | | | | | | | | | | | |


DESCRIPTION:

- Upholstery Frames: Steel, Plywood & Hardwood
- Removable Seat: High Density Polyurethane Foam Over Sheet Webbing
- Back: High Density Polyurethane Foam Over Contoured Curved Plywood Back
- Upholstered Covers On Seat & Back: Attached w/ Velcro / Removable For Maintenance
- Antimicrobial Moisture Barrier Fully Encapsulates All Foam Areas On Seat & Back
- Double Needle Stitching Standard
- Leather Upholstery Available
- 10 Year Warranty

OPTIONS:

- SSAC Solid Surface Arm Caps (Set Of 2) \$702
 - VAC Vinyl Arm Caps (Set Of 2) \$297
 - PP Power Port \$243
 - PDM Power/Data Module \$836
 - HM Heat & Massage (Back Only) \$918
 - H Heat \$810
 - NRS Non-Removable Seat \$54
- Feather Down & Polyester Pillows Available (See Page 5)
Specify Exposed Wood Finish (See Page 6)

| THREE POSITION RECLINE | | ITEM #: | SPECIFICATIONS GRADES LIST PRICES: | | | | | | | | | | | | | | |
|--|--------|---|--|--|------|------|------|------|------|------|------|------|------|------|------|--|--|
|  | 1056-A | Overall: 29"w 33"d 46.5"h Seat: 21"w 21.5"d 19.5"h | Arm: 27"h Weight: | COM: 7.5 yds. COL: 135 sq.ft. | | | | | | | | | | | | | |
| | | COM | COL | 1 | 2 | 3 | 4 | 5 | 6 | 7 | 8 | 9 | 10 | L1 | L2 | | |
| | | 2348 | 2583 | 2560 | 2732 | 2903 | 3075 | 3246 | 3418 | 3589 | 3761 | 3932 | 4104 | 4291 | 4909 | | |
| <i>Tight Seat & Back / Removable Seat & Back Upholstery / Three Position Mechanism / 350 lb. Weight Capacity</i> | | | | | | | | | | | | | | | | | |
|  | 1056-C | Overall: 29"w 33"d 46.5"h Seat: 21"w 21.5"d 19.5"h | Arm: 27"h Weight: | COM: 7.5 yds. COL: 135 sq.ft. | | | | | | | | | | | | | |
| | | COM | COL | 1 | 2 | 3 | 4 | 5 | 6 | 7 | 8 | 9 | 10 | L1 | L2 | | |
| | | 2372 | 2609 | 2583 | 2755 | 2926 | 3098 | 3269 | 3441 | 3612 | 3784 | 3955 | 4126 | 4314 | 4932 | | |
| <i>Tight Seat & Back / Removable Seat & Back Upholstery / Three Position Mechanism / 350 lb. Weight Capacity</i> | | | | | | | | | | | | | | | | | |
|  | 1056-D | Overall: 29"w 33"d 46.5"h Seat: 21"w 21.5"d 19.5"h | Arm: 27"h Weight: | COM: 7.5 yds. COL: 135 sq.ft. | | | | | | | | | | | | | |
| | | COM | COL | 1 | 2 | 3 | 4 | 5 | 6 | 7 | 8 | 9 | 10 | L1 | L2 | | |
| | | 2566 | 2822 | 2766 | 2938 | 3109 | 3281 | 3452 | 3623 | 3795 | 3966 | 4138 | 4309 | 4497 | 5114 | | |
| <i>Tight Seat & Back / Removable Seat & Back Upholstery / Three Position Mechanism / 350 lb. Weight Capacity</i> | | | | | | | | | | | | | | | | | |

| ARM CAPS / POWER / COVERS | OPTION #: | SPECIFICATIONS LIST PRICES AVAILABILITY: |
|--|---|--|
| <p>ARM CAPS</p>  | <p>Overall: 2.5"w 28"d .25"h</p> <hr/> <p>SSAC \$702 (Set Of 2) Solid Surface <i>Glacier White Arm Cap (Additional Colors Available)</i></p> <p>VAC \$297 (Set Of 2) Vinyl <i>Vinyl Arm Cap (Specify Upholstery)</i></p> <p>Available: <i>Ace Collection</i></p> | |
| <p>POWER PORTS</p>  | <p>Overall: 5.25"w 1.25"d 4.25"h</p> <hr/> <p>PP \$243 <i>Power Port</i></p> <p>PM1 \$836 (1-Power / 1-USB 2 Port Simplex Charger Standard) <i>Vertical / Horizontal Mount Power Module. Price Varies By Socket. Contact Customer Service For Quote. (Additional Colors Available)</i></p> <p>Available: <i>Ace Collection</i></p> | |
| <p>HEAT & MASSAGE</p>  <p>HM Heat & Massage (All Recliner Models)</p> <p>H Heat (All Recliner Models)</p> | <p>Overall: <i>N/A</i></p> <hr/> <p>HM \$918 Heat & Massage <i>Add Heat & Massage To Any Wallsaver, Layflat, Or Standup Electric Recliner - Surface Mounts On Inside Arm (Specify Left Or Right Facing)</i></p> <p>H \$810 Heat <i>Add Heat Only To Any Wallsaver, Layflat, Or Standup Electric Recliner - Surface Mounts On Inside Arm (Specify Left Or Right Facing)</i></p> <p>Available: <i>Ace Collection</i></p> | |
| <p>Non-Removable Seat</p> | <p>Overall:</p> <hr/> <p>NRS \$54 Non-Removable Seat</p> <p>Available: <i>Ace Collection</i></p> | |
| <p>CONTRASTING COVERS</p>  | <p>Overall: <i>N/A</i></p> <hr/> <p>CC \$129 <i>NOTE: If Two Or More Upholsteries Or Leathers Are Used On Any Piece Of Furniture, Then A Contrast Charge Will Apply Per Order. When Using Trinity Upholstery, The Higher Priced Upholstery Grade Will Be Used In Pricing, Unless It's Trinity Leather With Fabric Contrast Welt, Or COM With Trinity Contrast Welt, Then Contact Customer Service For Pricing.</i></p> <p>Available: <i>Ace Collection</i></p> | |